



**ANTARBHARTI HOMOEOPATHIC MEDICAL COLLEGE
& HOSPITAL DABHA, NAGPUR-23**

(Run by: - Antarbharti Ashram, Dabha, Regd No E -101 (N)(Recognized by State Govt. and National Commission for Homoeopathy New Delhi & Affiliated By Maharashtra University of Health Science Nashik)

E-mail:- ahmc1973@gmail.com
Website:-www.ahmcnagpur.org.in

Ph.No :- 0712-2500950
Principal :- 9604280042

2. PHYSIOLOGY INCL. BIOCHEMISTRY DEPARTMENT

Area:- 72 sq. mt.

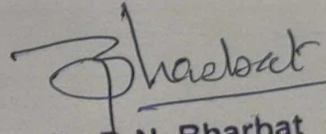
Faculty:- 1) Dr. Nilima Bannore (Professor)

2) Dr. Sonam Yadav (Assistant Professor)

3) Dr. Sumit Paydelwar (Assistant Professor)

4) Dr. Seema Antapurkar (Guest Associate Professor)

S. No.	Particular	Available/Not Available
1	Departmental room for teaching staff	Available
2	Physiology Laboratory/Biochemistry Laboratory	Available
3	Museum and demonstration room	Available
4	Availability of Equipments as per MSR	Available


Dr P. N. Bharbat
Principal
Reg. No. 21946
Antarbharti Homoeopathic Medical
College And Hospital Dabha Nagpur



**ANTARBHARTI HOMOEOPATHIC MEDICAL COLLEGE
& HOSPITAL DABHA, NAGPUR-23**


(Run by: - Antarbharti Ashram, Dabha, Regd No E -101 (N)(Recognized by State Govt. and National Commission for Homoeopathy New Delhi & Affiliated By Maharashtra University of Health Science Nashik)

E-mail:- ahmc1973@gmail.com
Website:- www.ahmcnagpur.org.in

Ph.No :- 0712-2500950
Principal :- 9604280042


Physiology Incl. Biochemistry Departmental Equipment

S No	Items	Required	Available
1	Physiology		
1	Medical Microscope	25	25
2	Equipment for ESR estimation/ Westergren's pipette for ESR on stand	25 (with spare pipettes)	40
3	Haematocrit tubes	30 (with spares)	56
4	Auto Analyzer or Semi Auto Aalyzer	01	01
5	Haemoglobinometer (Sahli)	25(with spare)	25
6	Haemocytometer	25(with spare)	25
7	Sphygmomanometer	25	25
8	Stethoscope	25	25
9	Clinical thermometer (Digital)	25	49
10	Knee hammer	25	25
11	Tuning forks to test hearing (32-10000 hzs)	01 set	2 Sets
12	Stethographs or pneumographs	05	05
13	Electrocardiograph (ECG Machine)	01	01
14	Electronic Stop Watches (1/10 sec.)	04	07
15	Glass Distillation (double) apparatus	01	01
16	Centrifuge (Medium speed)	02	02


Dr P N. Bharbat
Principal

Reg. No.21946
Antarbharti Homoeopathic Medical
College And Hospital Dabha Nagpur

17	Colorimeter (photo electric)	02	02
18	pH Meter (electric)	02	02
19	Colour perception lantern (Edridge Green)	01	01
20	Incubator	01	01
21	Educational CD	As required	Available
	DVD	As required	Available
	Films	As required	Available
	Slides	As required	Available
	Models	As required	Available
	Audio Visual Aids	As required	Available
S No	Items	Required	
22	Perimeter	03	03
23	Spirometer	01	01
24	Tonometer	01	01
25	Handgrip dynamometer	01	01
26	Bicycle Ergometer	01	01
Facility for Animal Experiments demonstration with the help of Audio-visual Aids.			Available
2	Number of additional items available		OHP
3	Biochemistry		
1	Electronic/Monopan Balance	01	01
2	Centrifuge	01	01
3	Balance, chemical/ordinary	02	02
4	Water baths	02	02
5	Urinometer	25	36
6	Hydrometer (0.700 to 1.00)	02	02
7	Albuminometers	10	13
8	Glucometer	10	10
9	Thermometer	10	10



Dr P N. Bharbat

Principal

Reg. No.21946

Antarbharti Homoeopathic Medical
College And Hospital Dabha Nagpur

10	Colorimeter	01	01
11	Hot air oven 14"x14"x14" (Electric)	01	01
12	Double Distillation apparatus Glass	01	10
13	Centrifuge, medium speed, electric	01	01
14	Glass ware like	As required	Available
	Pipette		Available
	Beakers		Available
	Burettes		Available
	Wire gouge with asbestos	As required	Available
	Centre hot plate	As required	Available
	Stove	As required	Available
	Syringes	As required	Available
	Burners	As required	Available
	Rubber tubing	As required	Available
	Stands, clamps	As required	Available
	Flask	As required	Available
15	pH meter	01	01
4	Number of additional items available		OHP
5	Total number of Charts		45
6	Whether Biochemistry Laboratory has been established separately.		Yes


Dr P N. Bharbat
 Principal
 Reg. No. 21946
 Antarbharti Homoeopathic Medical
 College And Hospital Dabha Nagpur